



PROLINE MARKING SYSTEM



Your Proline Layout System includes:

- Starter Tool
- 600' Line Cord
- Proline Locators

INSTALLATION

- 1) Starting in one corner of your field, drive starter tool into ground. Remove Starter tool.
- 2) Carefully tap or push Black Locator into hole made by start tool. Measure to next desired areas (corner, centerline, yard line, etc.) and place additional Locators.

Helpful Hint: To make sure your field is “square,” (corners at right angles) place the four corner Locators first, then measure diagonally. If both measurements are equal, the field is square.


- 3) Starting in one corner, knot line on the center of the first Locator. String line to each Locator and wrap around the center before continuing onto the next Locator.

You are now ready to professionally mark your field.



PROLINE MARKING SYSTEM


LAYOUT GUIDE



The ProLine field layout system makes it easy to permanently locate key measurements for any sports field eliminating repetitive measurements. Once in place, simply connect the guide string to the markers and begin striping. Anchors for guide string are built into the markers so they can't get lost. If marked lines become too faded to follow for re-striping, the locators are still in place. Just restring the particular area, and your marked lines are relocated exactly.

Basic sets layout principle marking of playing field. Additional markers available in 6 and 10 piece sets can be used to locate inbound lines, coaches', team, penalty areas and more.

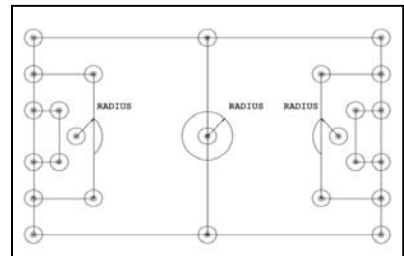
FOOTBALL



50 piece set: Locate 5 yard increments, end zone and inbound hashmark positions.

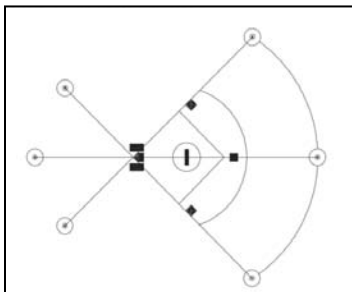


SOCCER




6 piece set: Locates corners and mid-field line.
14 piece set: locates above plus goal box.
25 piece set: Layout entire field.

BASEBALL/SOFTBALL



6 piece set: Locates left and right foul lines, aligns home, pitcher mound, second base and deep center.
12 piece set: Locates above plus 1st base run out and coaches' box.



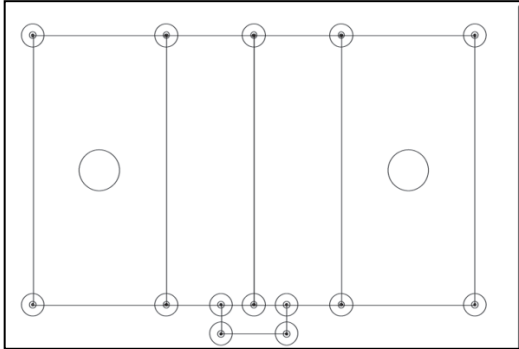
1700 Jasper St., Unit F, Aurora, CO 80011 T 800.624.6706 F 303.364.7796 • Newstripe.com

ProLine / November 2013

PROLINE MARKING SYSTEM

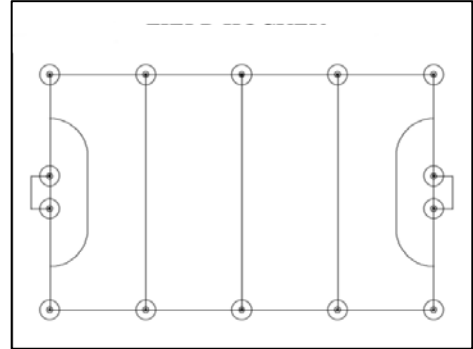
LAYOUT GUIDE (CONTINUED)

LACROSSE




14 piece set: Locates defensive, attack and wing areas plus substitution area.

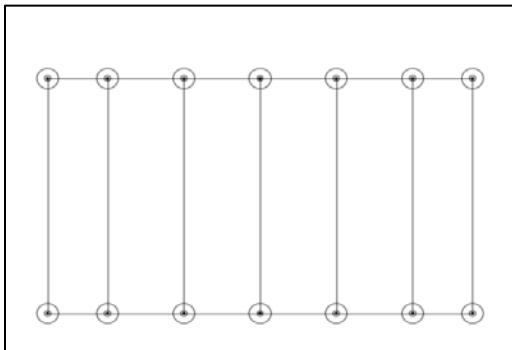
FIELD HOCKEY



14 piece set: Locates corners, 25 yard line, center line and goal boxes.

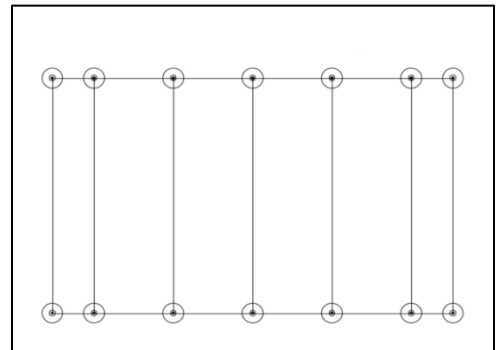


RUGBY



14 piece set: Locates corners halfway, 10 & 22 meter lines and goal lines.

FLAG FOOTBALL



14 piece set: Locates yard lines, goal line and end zone.



1700 Jasper St., Unit F, Aurora, CO 80011 T 800.624.6706 F 303.364.7796 • Newstripe.com

ProLine / November 2013