




BigSqueeze™ Floor Stand Accessory Product Manual



1700 Jasper St., Unit F, Aurora, CO 80011 T 800.624.6706 F 303.364.7796 • Newstripe.com
BigSqueeze™ Floor Stand Owner's Manual / 1623.1023



Thank you for purchasing the floor stand accessory for your BigSqueeze™. This accessory allows you to set your BigSqueeze™ on the floor with room underneath for a 30-gallon drum or other suitable container to capture fluids. This accessory also allows you to bolt your BigSqueeze™ to the floor for added safety.

HARDWARE

Your BigSqueeze™ Floor Stand should come with the following hardware. If any hardware is missing, please notify the company the Floor Stand was purchased from, or the manufacturer.

Your Floor Stand Kit Includes:

Qty. 10, $\frac{5}{16}$ -18 x $1\frac{3}{4}$ " Long Bolts

Qty. 4, $\frac{5}{16}$ -18 x $1\frac{1}{4}$ " Long Bolts


Qty. 8, $\frac{5}{16}$ -18 x 1" Long Bolts

Qty. 44, $\frac{5}{16}$ Flat Washers

Qty. 22, $\frac{5}{16}$ -18 Nylock Hex Nuts

ASSEMBLY

- 1) Remove all the contents from the box.
- 2) Set the left and right feet, with the brackets to the outside. Install the bottom brace to the rear of the brackets, between the feet with two $1\frac{3}{4}$ " bolts, four flat washers, and two nylock hex nuts.




1700 Jasper St., Unit F, Aurora, CO 80011 T 800.624.6706 F 303.364.7796 • Newstripe.com
BigSqueeze™ Floor Stand Owner's Manual / 1623.1023

- 3) Install the four support legs to the brackets of the feet using eight 1 $\frac{3}{4}$ " bolts, sixteen flat washers, and eight nylock hex nuts. The upper tabs on the support feet should face outwards once installed.



- 4) Install the left and right upper support rails to the support legs using four 1" bolts with eight flat washers, and four nylock hex nuts. Install the rails so that the slotted hole on the top of each rail is to the rear and so that the side of each rail is to the outside of the leg tabs.

Note: Do not fully tighten these bolts at this time. You may loosen the leg bolts slightly at the feet to aid in bolt alignment if needed.



- 5) Install the front and rear top braces to the outside of the leg tabs with four 1¼ " bolts, eight flat washers, and four nylock hex nuts. Tighten all bolts.



Installing the BigSqueeze™ on the Floor Stand

- 1) Before installing the BigSqueeze™ on, remove the drain hose assembly from the BigSqueeze™ if it is already installed
- 2) Carefully set your BigSqueeze™ on top of the rails of the Big Squeeze Floor Stand. Line up the holes and bolt the BigSqueeze™ to the stand with the remaining four 1" bolts, eight flat washers and four nylock hex nuts. You may slightly loosen the top rail bolts to align the holes with the Big Squeeze, if necessary and then re-tighten them after the BigSqueeze™ is secured.
- 3) You may now install the drain hose assembly on the bottom of the BigSqueeze™ if desired.

IMPORTANT NOTE: We recommend anchoring the floor stand for safety.



1700 Jasper St., Unit F, Aurora, CO 80011 T 800.624.6706 F 303.364.7796 • Newstripe.com
BigSqueeze™ Floor Stand Owner's Manual / 1623.1023

THE NEWSTRIPE WARRANTY – 18 MONTH

NEWSTRIPE, INC., WARRANTS TO THE ORIGINAL PURCHASER, FOR 18 (EIGHTEEN) MONTHS AFTER THE DATE OF PURCHASE, THAT THE EQUIPMENT* HEREBY SOLD SHALL BE FREE OF DEFECTS IN MATERIALS AND WORKMANSHIP. THIS WARRANTY DOES NOT EXTEND TO ANY DAMAGE OR MALFUNCTION RESULTING FROM MISUSE, NEGLIGENCE, ACCIDENT, IMPROPER OPERATION, OR NORMAL WEAR AND TEAR.

Damage incurred in shipment from Newstripe, Inc. to the customer is the total responsibility of the carrier. The CUSTOMER MUST NOTE DAMAGES on the Bill of Lading of Trucking Company or Railroad; and Newstripe, Inc. will furnish to the customer the cost or parts and labor. The customer can then bill the common carrier for the damages by placing his signature on the documents.

The Newstripe, Inc. obligation under this warranty and any implied warranties is limited to replacement or repair of defective parts of its manufacture without charge for 18 (Eighteen) months from date of purchase. For service under this warranty, the buyer shall ship the defective part or parts of the equipment, transportation prepaid, to Newstripe, Inc. together with a written description of any claimed defect and proof of purchase date of the materials being returned. **Prior to returning any part or machine, the CUSTOMER must obtain a Return Materials Authorization number. Call 1-800-624-6706. To review the complete guidelines for warranty and returns, please visit www.newstripe.com/guidelinesforwarrantyandreturn.**

***Gasoline engines, compressors, pumps (including airless) and Transaxles are furnished with their respective manufacturer's warranties only. Such components are not covered by any warranty of Newstripe, Inc. Where Newstripe elects to extend manufacturers' warranties, the warranty shall be pro-rated as to cover 100% of the cost to replace or repair materials and parts for the first 12 months of ownership and 60% for the remaining 6-month period.**

The responsibilities described above are the only responsibilities of Newstripe, Inc. under this written warranty or any implied warranty, and may be exercised only within 18 (Eighteen) months from the date of purchase. In no event shall Newstripe, Inc. be liable for incidental or consequential damages and no person had any authority to bind it to any representation or warranty, not be responsible for work done, materials furnished, or repairs made by others without its' specific written authorization.

THIS WARRANTY SHALL BE IN LIEU OF ANY AND ALL OTHER WARRANTIES, EXPRESSED OR IMPLIED, INCLUDING ANY WARRANTIES OF MERCHANTABILITY OR FITNESS FOR A PARTICULAR PURPOSE, AND THERE IS NO OTHER REPRESENTATION OR WARRANTY OF ANY KIND WITH RESPECT TO THE GOODS SOLD HEREBY EXCEPT AS SET FORTH HEREIN. IT IS EXPRESSLY AGREED THAT THIS WARRANTY SHALL BE LIMITED TO THE ADJUSTMENT, REPAIR OR REPLACEMENT OF PARTS AND THE LABOR AND SERVICES REQUIRED THEREBY. IN NO EVENT, INCLUDING ANY CLAIM FOR NEGLIGENCE, SHALL NEWSTRIPE, INC. BE LIABLE FOR INCIDENTAL OR CONSEQUENTIAL DAMAGES.

Sincerely,
Newstripe, Inc



1700 Jasper St., Unit F, Aurora, CO 80011 T 800.624.6706 F 303.364.7796 • Newstripe.com

BigSqueeze™ Floor Stand Owner's Manual / 1623.1023